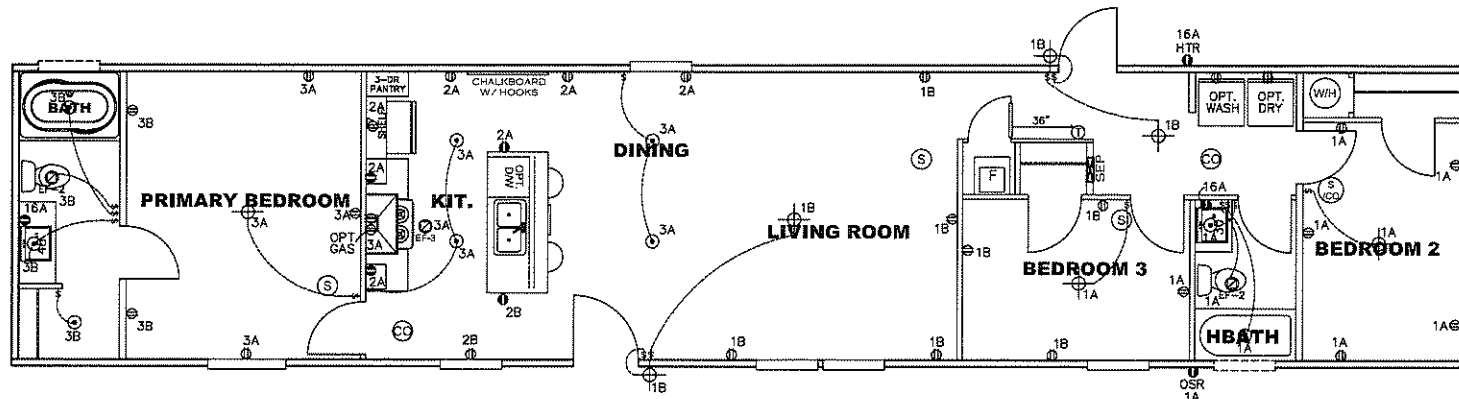


CIRCUIT	CIRCUIT #	WIRE	BREAKER	CIRCUIT	CIRCUIT #	WIRE	BREAKER	CIRCUIT	CIRCUIT #	WIRE	BREAKER
LIGHT/RECEP	1A,1B,3A,3B	14-2	15-SP	WATER HEATER	4A,6B	SEE NOTE #8		BATHROOM	16 A	12-2	20-SP
KITCHEN/DINING	2A,2B	12-2	20-SP	RANGE	5B,7A	SEE NOTE #8		OPT G/DISP	9B	SEE NOTE #8	
WASHER	12A	12-2	20-SP	FURNACE	6A,8A,B,10A,B	SEE NOTE #8		OPT SPA/ WP/AC	11A,B	SEE NOTE #8	
DRYER	5A,7B	SEE NOTE #8		OPT DWASH	9A	SEE NOTE #8		FREEZER	1.3A	SEE NOTE #8	
				SMOKE ALARM	4B	SEE NOTE #8					



NOTES:

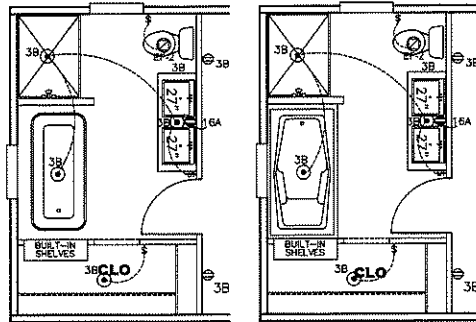
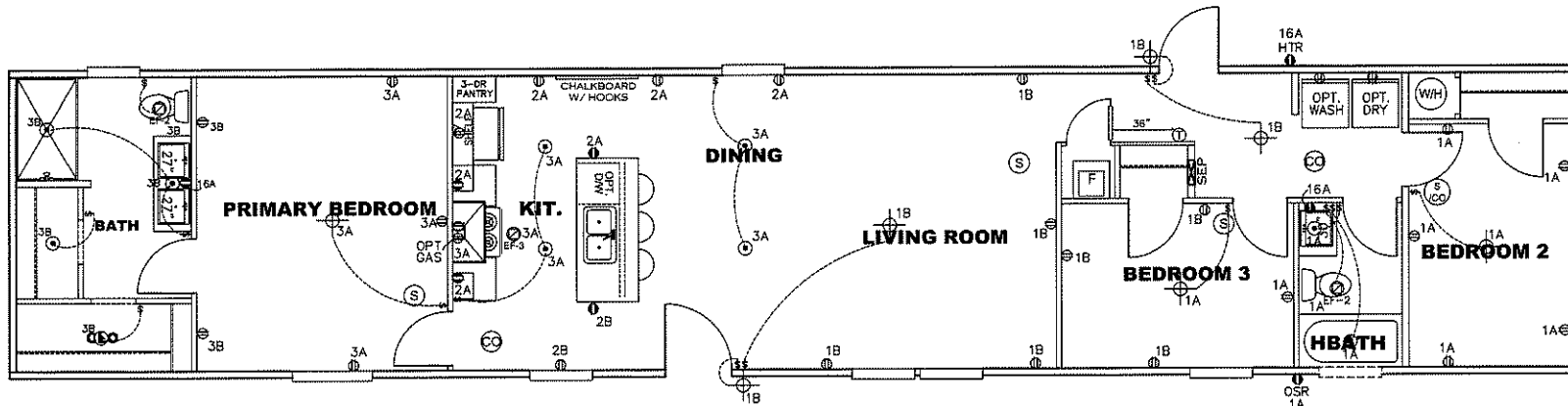
- ALL CIRCUITS SHOWN ARE FOR REFERENCE AND MAY BE CHANGED BASED ON OPTIONAL COMPONENTS INSTALLED IN THE HOME.
- REFER TO DAPIA MANUAL FOR SYMBOL CHART.
- EITHER LIGHT OR RECEPTACLE MUST CONNECT TO SWITCH.
- EF-1= 50 CFM EXHAUST FAN REQUIRED FOR THERMAL ZONE III THERMAL ZONES I & II MAY USE FAN OR WINDOW W/1.5 SQ. FT. OPENABLE GLASS.
- EF-2= 50 CFM EXHAUST FAN REQUIRED THERMAL ZONE I, II, AND III.
- EF-3= 100 CFM RANGE EXHAUST FAN, SWITCH AT HOOD.
- EF-4= WHOLE HOUSE VENTILATION REQUIREMENTS PER DAPIA MANUAL.
- REFER TO DAPIA MANUAL OR THE MFG. INSTALLATION INSTRUCTIONS FOR PROPER WIRE SIZE AND BREAKER SIZE FOR SPECIFIC APPLIANCE AND MODEL BEING INSTALLED.
- ALL SMOKE ALARMS TO BE LOCATED ON THE CEILING.
- CARBON MONOXIDE ALARMS ARE ONLY REQUIRED WHEN HOME HAS EITHER FUEL BURNING APPLIANCES, IS GARAGE READY OR IS BASEMENT READY. REFERENCE DAPIA MANUAL FOR ADDITIONAL INFORMATION.
- DIMENSIONS SHOWN ON PRINT ARE APPROXIMATE AND TO BE USED ONLY AS A GUIDELINE.

APPROVED **HWG** **APPROVED**
 18 OCT 2021
 FP-16-2991
 Federal Manufactured
 Home Construction
 And Safety Standards

1080 SQ.FT. (STD PLAN "CONDITIONED")
 N/A SQ.FT. (W/OPT. PORCH/RECESS "CONDITIONED")

CMH MANUFACTURING	Model #: SSR16723B	Drawing #:
	Date: 10/12/21	Scale: N/A
Product Designer: E HARDWICK		16' x 72' The Breeze
ELECTRICAL PLAN-06		

CIRCUIT	CIRCUIT #	WIRE	BREAKER	CIRCUIT	CIRCUIT #	WIRE	BREAKER	CIRCUIT	CIRCUIT #	WIRE	BREAKER
LIGHT/RECEP	1A, 1B, 3A, 3B	14-2	15-SP	WATER HEATER	4A, 6B		SEE NOTE #8	BATHROOM	16A	12-2	20-SP
KITCHEN/DINING	2A, 2B	12-2	20-SP	RANGE	5B, 7A		SEE NOTE #8	OPT O/DISP	9B		SEE NOTE #8
WASHER	12A	12-2	20-SP	FURNACE	6A, 8A, B, 10A, B		SEE NOTE #8	OPT SPAT W/PLAC	11A, B		SEE NOTE #8
DRYER	5A, 7B	SEE NOTE #8		OPT D/WASH	9A		SEE NOTE #8	FREEZER	13A		SEE NOTE #8
				SMOKE ALARM	4B		SEE NOTE #8				



BATH OPT.

BATH OPT. 2

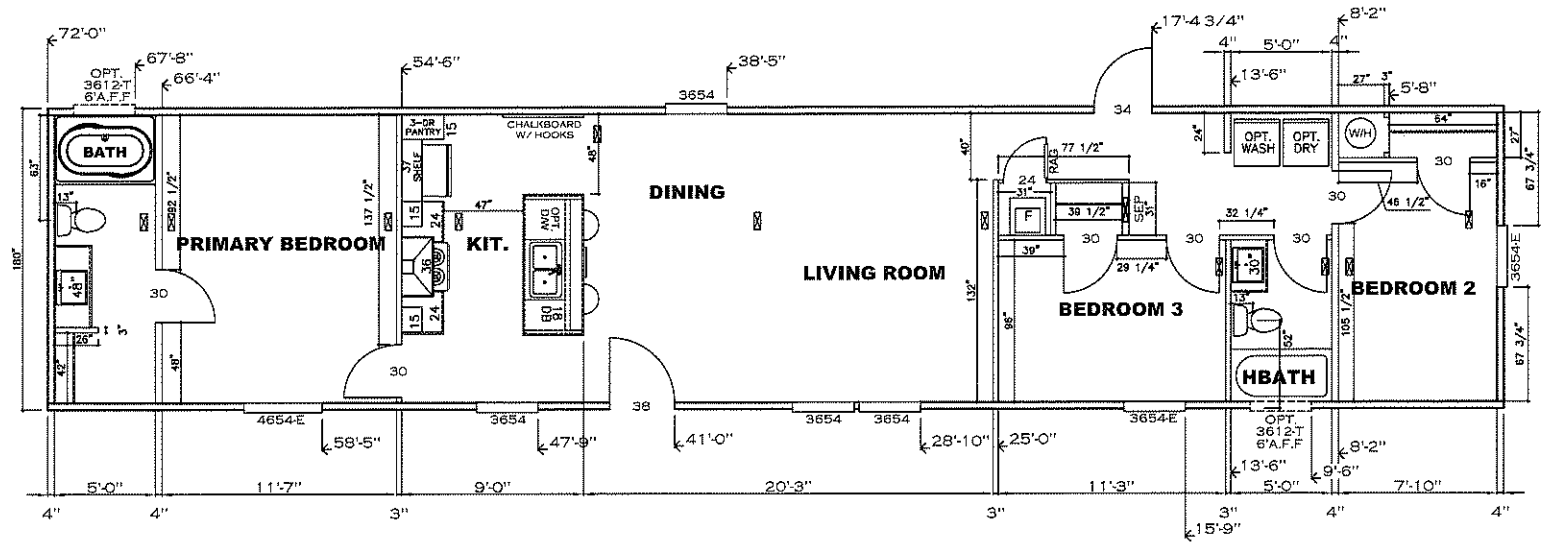
NOTES:

- ALL CIRCUITS SHOWN ARE FOR REFERENCE AND MAY BE CHANGED BASED ON OPTIONAL COMPONENTS INSTALLED IN THE HOME.
- REFER TO DAPIA MANUAL FOR SYMBOL CHART.
- EITHER LIGHT OR RECEPTACLE MUST CONNECT TO SWITCH.
- EF-1= 50 CFM EXHAUST FAN REQUIRED FOR THERMAL ZONE II
THERMAL ZONES I & II MAY USE FAN OR WINDOW W/1.5 SQ. FT. OPENABLE GLASS.
- EF-2= 50 CFM EXHAUST FAN REQUIRED THERMAL ZONE I, II, AND III.
- EF-3= 100 CFM RANGE EXHAUST FAN, SWITCH AT HOOD.
- EF-4= WHOLE HOUSE VENTILATION REQUIREMENTS PER DAPIA MANUAL.
- REFER TO DAPIA MANUAL OR THE MFG. INSTALLATION INSTRUCTIONS FOR PROPER WIRE SIZE AND BREAKER SIZE FOR SPECIFIC APPLIANCE AND MODEL BEING INSTALLED.
- ALL SMOKE ALARMS TO BE LOCATED ON THE CEILING.
- CARBON MONOXIDE ALARMS ARE ONLY REQUIRED WHEN HOME HAS EITHER FUEL BURNING APPLIANCES, IS GARAGE READY OR IS BASEMENT READY. REFERENCE DAPIA MANUAL FOR ADDITIONAL INFORMATION.
- DIMENSIONS SHOWN ON PRINT ARE APPROXIMATE AND TO BE USED ONLY AS A GUIDELINE.

APPROVED **RWC** **APPROVED**
 REVISED
 17 NOV 2021
 FP-16-2991
 Federal Manufactured
 Home Construction
 And Safety Standards

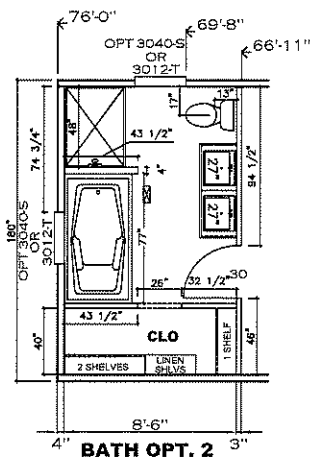
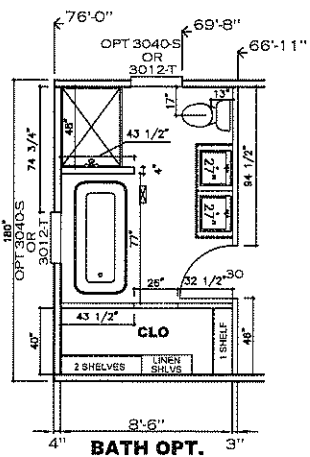
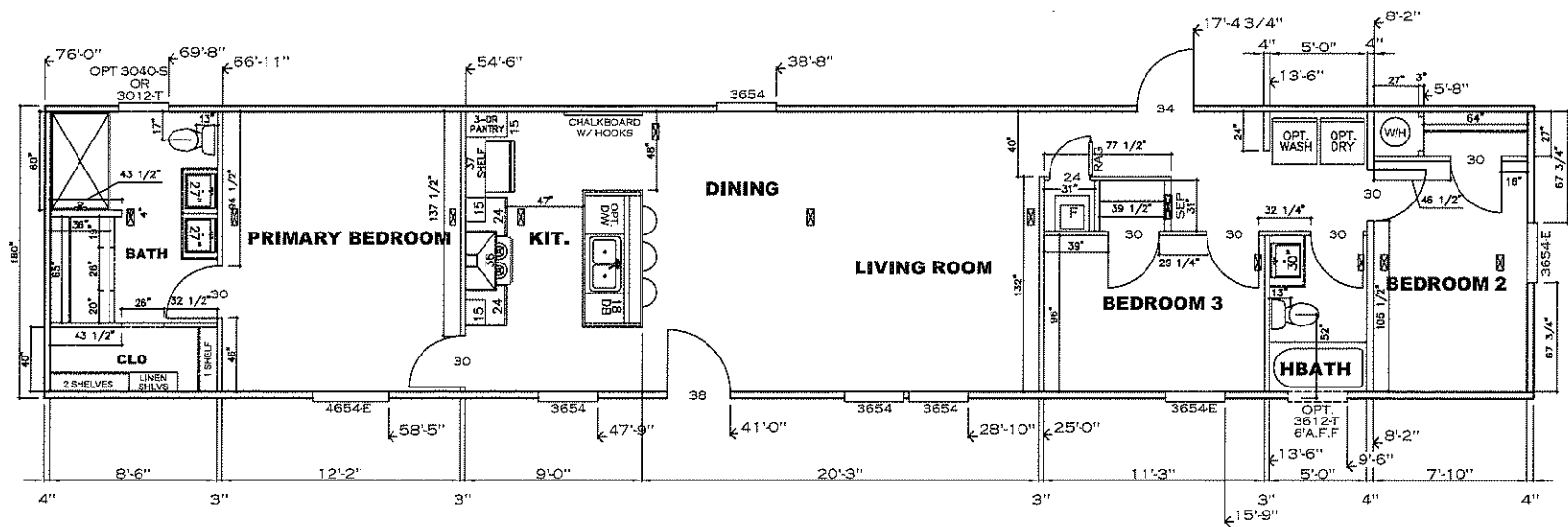
1140 SQ.FT. (STD PLAN "CONDITIONED")
 N/A SQ.FT. (W/OPT. PORCH/RECESS "CONDITIONED")

CMH MANUFACTURING	Model #: 5SR16723B	Drawing #:
	Date: 10/12/21	Scale: N/A
Product Designer: E HARDWICK		16' x 76' The Breeze
ELEC. PAGE OPTIONS-06		



1080 SQ.FT. (STD PLAN "CONDITIONED")
 N/A SQ.FT. (W/OPT. PORCH/RECESS "CONDITIONED")

CMH MANUFACTURING	Model #: 55R16723B	Drawing #: 379123
	Date: 10/12/21 Scale: N/A	
Product Designer: E HARDWICK		16' x 72' The Breeze
FLOOR PLAN		



1140 SQ.FT. (STD PLAN "CONDITIONED")
 N/A SQ.FT. (W/OPT. PORCH/RECESS "CONDITIONED")

CMH MANUFACTURING	Model #: SSR16723B	Drawing #: 375123
	Date: 10/22/11	Scale: N/A
Product Designer: E HARDWICK	16' x 76' The Breeze	
FLOOR PLAN OPTIONS		